AlphaLISA™ *SureFire*® Biotin Free

Human and Mouse Cleaved PARP1 (Asp214) Detection Kit

Product number: ASBF-CPARP1-A500, ASBF-CPARP1-A10K, ASBF-CPARP1-A50K, ASBF-CPARP1-A-HV

Kit specificity:
This assay kit contains antibodies which recognize distinct epitopes when Poly (ADP-ribose) polymerase 1 (PARP1) is cleaved at Asp214. The protein detected by this kit corresponds to UniProt ID P09874. PARP1 is also known as ADP ribosyltransferase diphtheria toxin-like 1 and Poly[ADP-ribose] synthase 1. These antibodies recognize cleaved PARP1 of human and mouse origin. Other species should be tested on a case-by-case basis.

Control lysate information:
Positive Control Lysate: Prepared from HeLa cells, cultured to confluence in T175 flasks in 10% FBS containing media. Cells were treated with 1 µM Staurosporine for 4 hours in 1% FBS containing media and lysed in 6mL of Lysis Buffer

Representative data:
Data obtained with a 2-plate, 2-incubation protocol. HeLa cells were seeded at 40K cells/well in a 96 well plate and incubated overnight. Cells were treated with Staurosporine at the indicated concentrations for 4 hours. Cells were lysed with Lysis Buffer and assayed separately for Cleaved PARP1 (Asp214) and Total Cofilin using respective *SureFire* Biotin Free kits. Equivalent to approximately 4,000 cells/datapoint for PARP and 400 cells/datapoint for Cofilin.

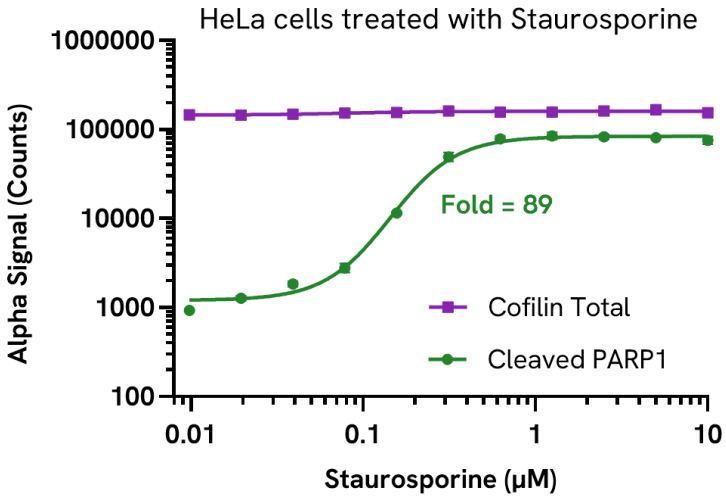

Data obtained with a 2-plate, 2-incubation protocol. MOLT-4 cells were seeded at 50K cells/well in a 96 well plate and treated with 2.5 µM CC-885 (GSPT1 degrader) for the indicated timepoints. Cells were lysed with Lysis Buffer and assayed separately for Cleaved PARP1 (Asp214) and Total GSPT1 using respective *SureFire* kits. Equivalent to approximately 5,000 cells/datapoint.

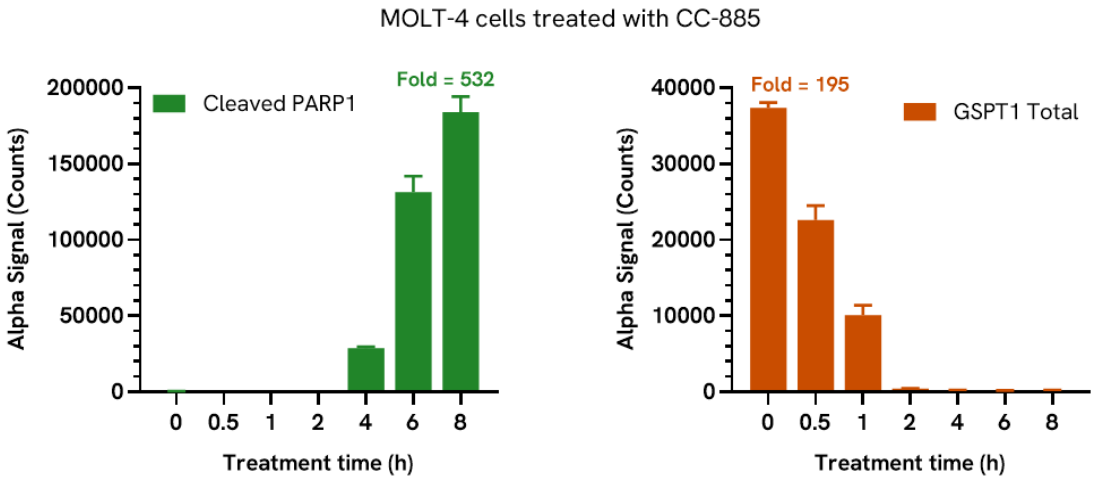

Data obtained with a 2-plate, 2-incubation protocol. THP-1 cells were seeded at 200K cells/well in a 96 well plate and treated with ARV-771 (BRD4 PROTAC) at the indicated concentrations for 18 hours. Cells were lysed with Lysis Buffer and assayed separately for Cleaved PARP1 (Asp214) and Total BRD4 using respective *SureFire* Biotin Free kits. Equivalent to approximately 5,000 cells/datapoint

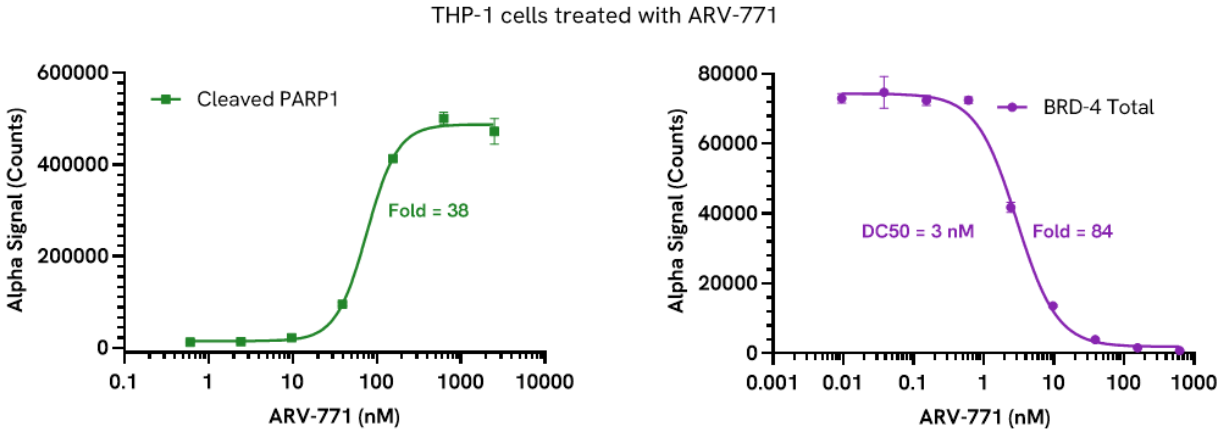

The information provided in this document is for reference purposes only and may not be all-inclusive. Revvity, Inc., its subsidiaries, and/or affiliates (collectively, "Revvity") do not assume liability for the accuracy or completeness of the information contained herein. Users should exercise caution when handling materials as they may present unknown hazards. Revvity shall not be liable for any damages or losses resulting from handling or contact with the product, as Revvity cannot control actual methods, volumes, or conditions of use. Users are responsible for ensuring the product's suitability for their specific application. REVVITY EXPRESSLY DISCLAIMS ALL WARRANTIES, INCLUDING WARRANTIES OF MERCHANTABILITY OR FITNESS FOR A PARTICULAR PURPOSE, REGARDLESS OF WHETHER ORAL OR WRITTEN, EXPRESS OR IMPLIED, ALLEGEDLY ARISING FROM ANY USAGE OF ANY TRADE OR ANY COURSE OF DEALING, IN CONNECTION WITH THE USE OF INFORMATION CONTAINED HEREIN OR THE PRODUCT ITSELF"

Copyright ©2026, Revvity, Inc. All rights reserved.