AlphaLISA™ *SureFire*® Biotin Free

Human and Mouse ADAR1 Total Detection Kit

Product number: ASBF-TADAR1-A500, ASBF-TADAR1-A10K, ASBF-TADAR1-A50K, ASBF-TADAR1-A-HV

Kit specificity:

This assay kit contains antibodies which recognize distinct epitopes on ADAR1. The protein detected by this kit corresponds to UniProt ID P55265. ADAR1 is also known as Double-stranded RNA-specific adenosine deaminase (DSRAD) and Interferon-inducible protein 4 (IFI-4). These antibodies recognize ADAR1 of human and mouse origin. Other species should be tested on a case-by-case basis.

Control lysate information:

Positive Control Lysate: Prepared from THP-1 cells lysed at a density of 3.2 x 10^6 cells/mL with Lysis Buffer.

Representative data:

Data obtained with a 2-plate, 2-incubation protocol. HeLa cells were seeded at 40K cells/well in a 96 well plate and incubated overnight. Cells were left untreated or treated with 100 ng/mL interferon α, β or γ for 24 hours. Cells were lysed with Lysis Buffer and assayed separately for Total ADAR1 and ADAR1 p150 using respective *SureFire* Biotin Free kits. Equivalent to approximately 4,000 cells/datapoint.

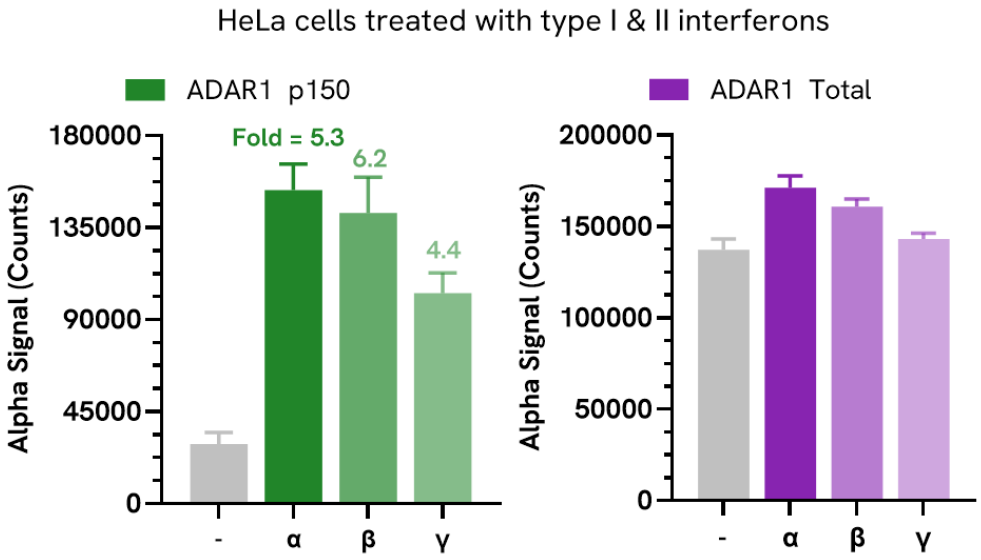

Data obtained with a 2-plate, 2-incubation protocol. THP-1 cells were seeded at 100K cells/well in a 96 well plate. Cells were untreated or treated with 20 ng/mL interferon α, β or γ for 24 hours. Cells were lysed with Lysis Buffer and assayed separately for Total ADAR1 and ADAR1 p150 using respective *SureFire* Biotin Free kits. Equivalent to approximately 4,000 cells/datapoint.

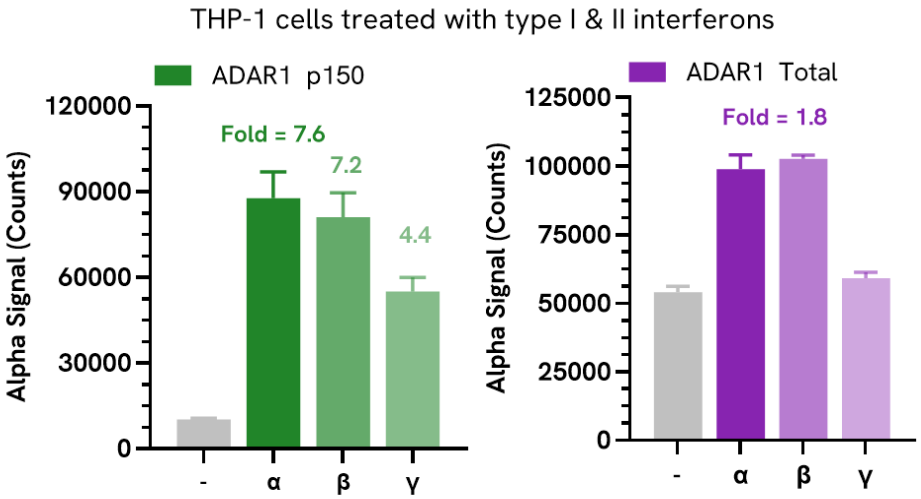

HEK293T wild type (WT) and ADAR1 KO (Abcam ab266846) cells were cultured to confluency in T175 flasks in 10% FBS containing medium and lysed in 4 mL of Lysis Buffer. Serial dilutions of lysate were prepared, and ADAR1 Total levels were evaluated using the *SureFire* Biotin Free kit.

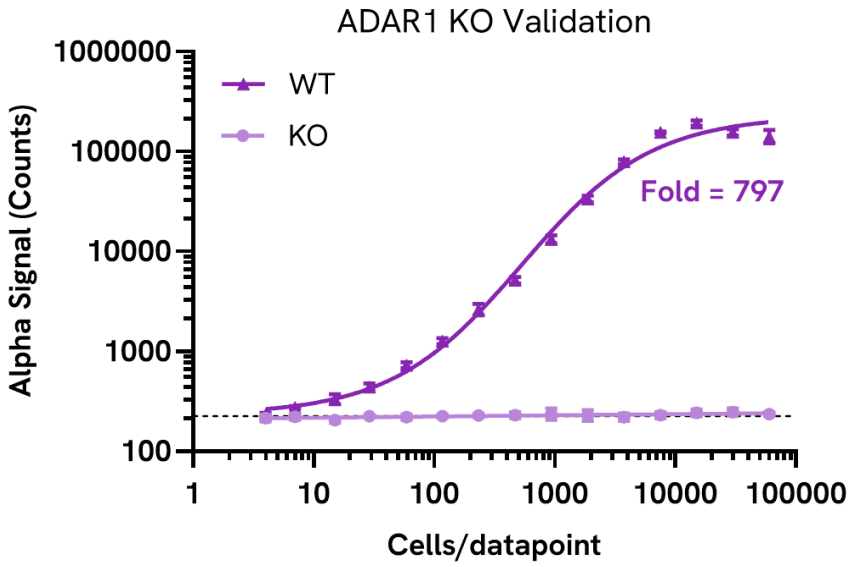

Data obtained from measurement of ADAR1 Total in various cell types lysed with Lysis Buffer. Equivalent to approximately 5,000 cells/datapoint for adherent cells, 40,000 cells/datapoint for RAW 264.7 cells or 4,000 cells/datapoint for suspension cells.

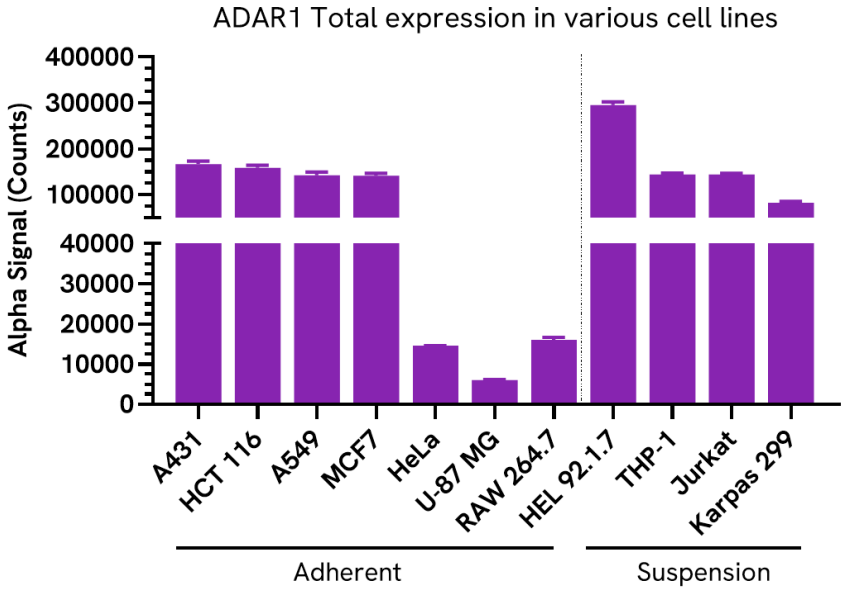

The information provided in this document is for reference purposes only and may not be all-inclusive. Revvity, Inc., its subsidiaries, and/or affiliates (collectively, "Revvity") do not assume liability for the accuracy or completeness of the information contained herein. Users should exercise caution when handling materials as they may present unknown hazards. Revvity shall not be liable for any damages or losses resulting from handling or contact with the product, as Revvity cannot control actual methods, volumes, or conditions of use. Users are responsible for ensuring the product's suitability for their specific application. REVVITY EXPRESSLY DISCLAIMS ALL WARRANTIES, INCLUDING WARRANTIES OF MERCHANTABILITY OR FITNESS FOR A PARTICULAR PURPOSE, REGARDLESS OF WHETHER ORAL OR WRITTEN, EXPRESS OR IMPLIED, ALLEGEDLY ARISING FROM ANY USAGE OF ANY TRADE OR ANY COURSE OF DEALING, IN CONNECTION WITH THE USE OF INFORMATION CONTAINED HEREIN OR THE PRODUCT ITSELF"

Copyright ©2026, Revvity, Inc. All rights reserved.