AlphaLISA™ *SureFire*® Biotin Free

Human ZBTB7A Total Detection Kit

Product number: ASBF-TZBTB7-A500, ASBF-TZBTB7-A10K, ASBF-TZBTB7-A50K, ASBF-TZBTB7-A-HV

Kit specificity:
This assay kit contains antibodies which recognize distinct epitopes on ZBTB7A. The protein detected by this kit corresponds to UniProt ID O95365. ZBTB7A is also known as LRF, FBI-1, Pokemon and ZNF857A. These antibodies recognize ZBTB7A Total of human origin. Other species should be tested on a case-by-case basis.

Control lysate information:
Positive Control Lysate: Prepared from MCF7 cells, cultured to confluence in T175 flasks in 10% FBS containing medium and lysed with 4 mL of Lysis Buffer.

Representative data:
Data obtained with a 2-plate, 2-incubation protocol. HEK293 cells were seeded at 40K cells/well in a 96 well plate and incubated overnight. Cells were left untreated or treated with 1.25 µg/mL EGF for 24 hours in serum free media. Cells were lysed with Lysis Buffer and assayed separately for Total ZBTB7A and HPRT1 using respective *SureFire* Biotin Free kits. Equivalent to approximately 4,000 cells/datapoint or 1,000 cells/datapoint for HPRT1.

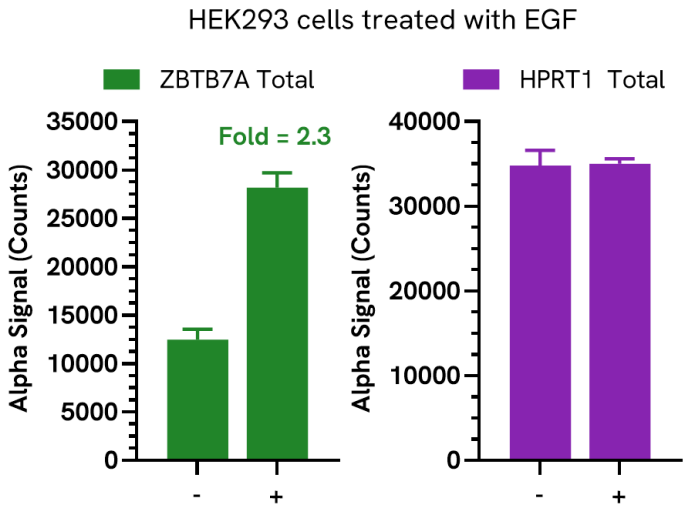

Data obtained with a 2-plate, 2-incubation protocol. HEK293 cells were seeded at 40K cells/well in a 96 well plate and incubated overnight. Cells were left untreated or treated with 1 µg/mL IGF-1 for 24 hours in serum free media. Cells were lysed with Lysis Buffer and assayed separately for Total ZBTB7A and HPRT1 using respective *SureFire* Biotin Free kits. Equivalent to approximately 4,000 cells/datapoint or 1,000 cells/datapoint for HPRT1.

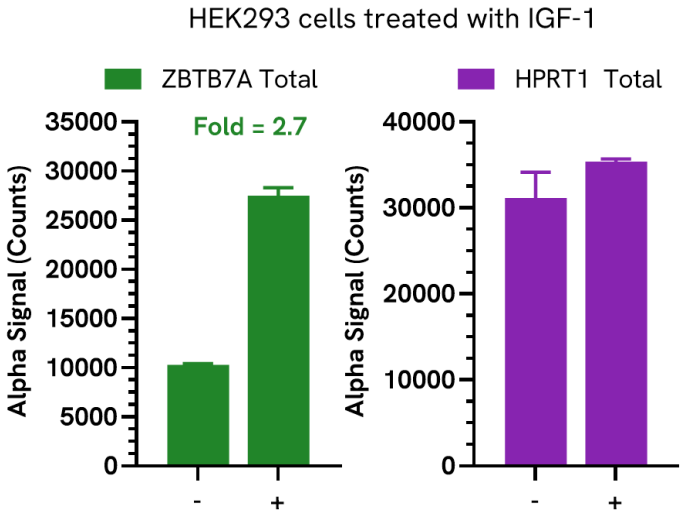

Data obtained with a 2-plate, 2-incubation protocol. THP-1 cells were seeded at 100K cells/well in a 96 well plate. Cells were left untreated or treated with 625 nM 17-AAG for 24 hours. Cells were lysed with Lysis Buffer and assayed separately for Total ZBTB7A and ERK using respective *SureFire* Biotin Free kits. Equivalent to approximately 10,000 cells/datapoint.

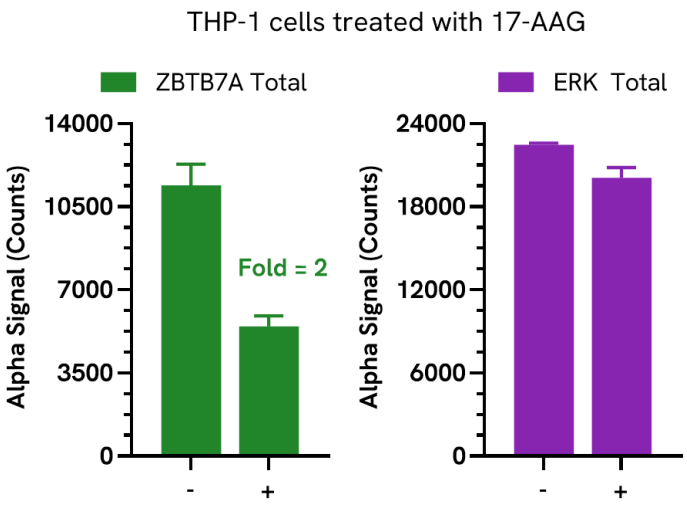

Data obtained with a 2-plate, 2-incubation protocol. MCF7 cells were seeded at 40K cells/well in a 96 well plate and incubated overnight. Cells were left untreated or treated with 1.25 µM 17-AAG for 24 hours. Cells were lysed with Lysis Buffer and assayed separately for Total ZBTB7A and ERK using respective *SureFire* Biotin Free kits. Equivalent to approximately 4,000 cells/datapoint.

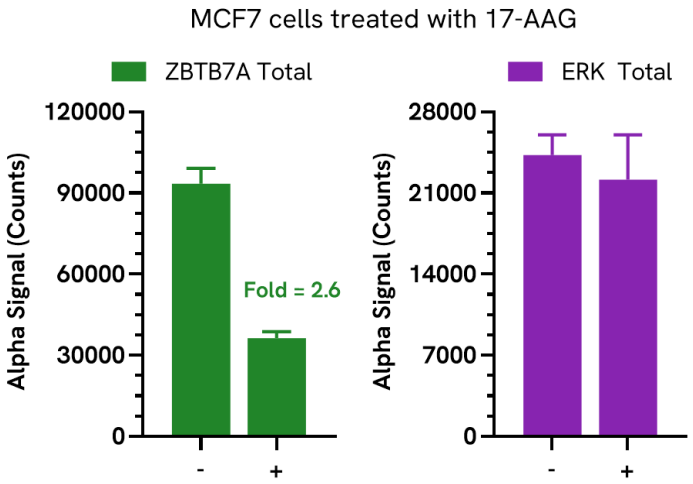

Data obtained with a 2-plate, 2-incubation protocol. MCF7 cells were seeded at 40K cells/well in a 96 well plate and incubated overnight. Cells were left untreated or treated with 1.25 µM SNX-2112 for 24 hours. Cells were lysed with Lysis Buffer and assayed separately for Total ZBTB7A and ERK using respective *SureFire* Biotin Free kits. Equivalent to approximately 4,000 cells/datapoint.

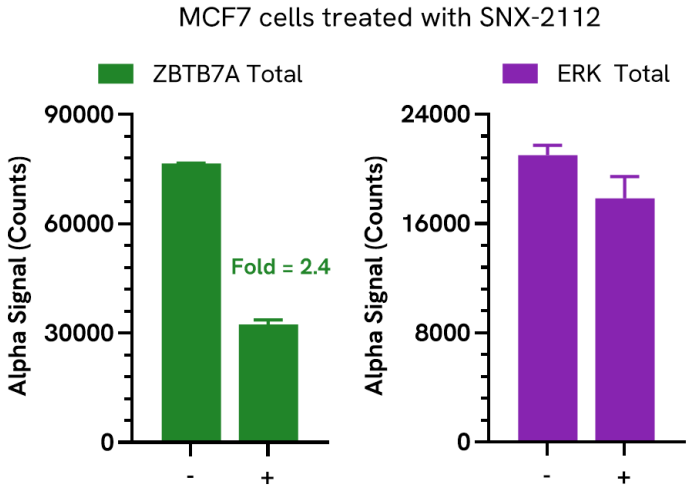

Data obtained from measurement of ZBTB7A Total in various cell types lysed with Lysis Buffer. Equivalent to approximately 5,000 cells/datapoint for adherent cells or 4,000 cells/datapoint for suspension cells.

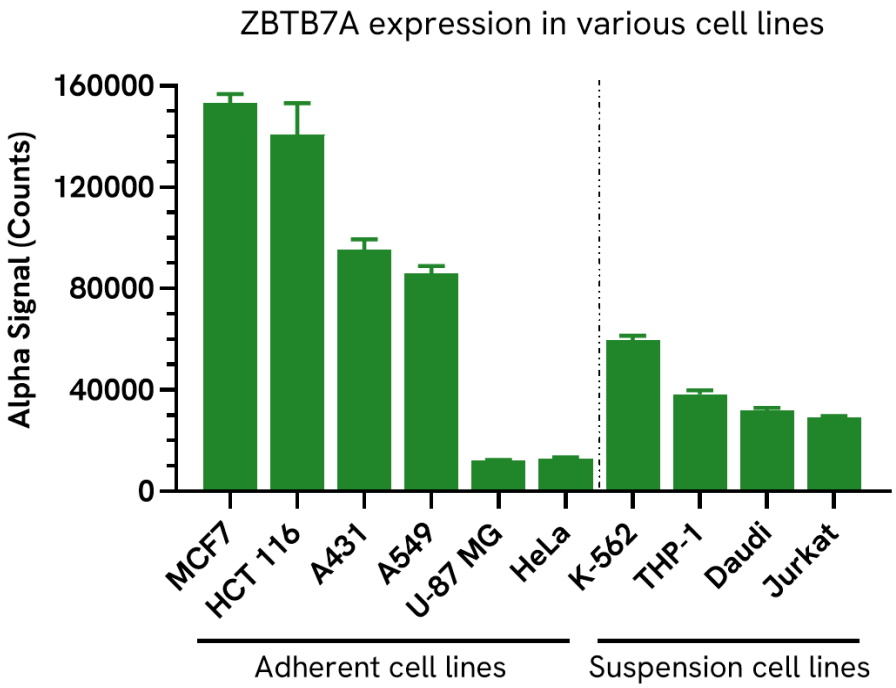

The information provided in this document is for reference purposes only and may not be all-inclusive. Revvity, Inc., its subsidiaries, and/or affiliates (collectively, "Revvity") do not assume liability for the accuracy or completeness of the information contained herein. Users should exercise caution when handling materials as they may present unknown hazards. Revvity shall not be liable for any damages or losses resulting from handling or contact with the product, as Revvity cannot control actual methods, volumes, or conditions of use. Users are responsible for ensuring the product's suitability for their specific application. REVVITY EXPRESSLY DISCLAIMS ALL WARRANTIES, INCLUDING WARRANTIES OF MERCHANTABILITY OR FITNESS FOR A PARTICULAR PURPOSE, REGARDLESS OF WHETHER ORAL OR WRITTEN, EXPRESS OR IMPLIED, ALLEGEDLY ARISING FROM ANY USAGE OF ANY TRADE OR ANY COURSE OF DEALING, IN CONNECTION WITH THE USE OF INFORMATION CONTAINED HEREIN OR THE PRODUCT ITSELF"

Copyright ©2026, Revvity, Inc. All rights reserved.