

AlphaLISA™ SureFire® Biotin Free

Human and Mouse p-NFκB p65 (Ser536) Detection Kit

Product number: ASBF-PNFKB-A500, ASBF-PNFKB-A10K,
ASBF-PNFKB-A50K, ASBF-PNFKB-A-HV



Kit specificity:

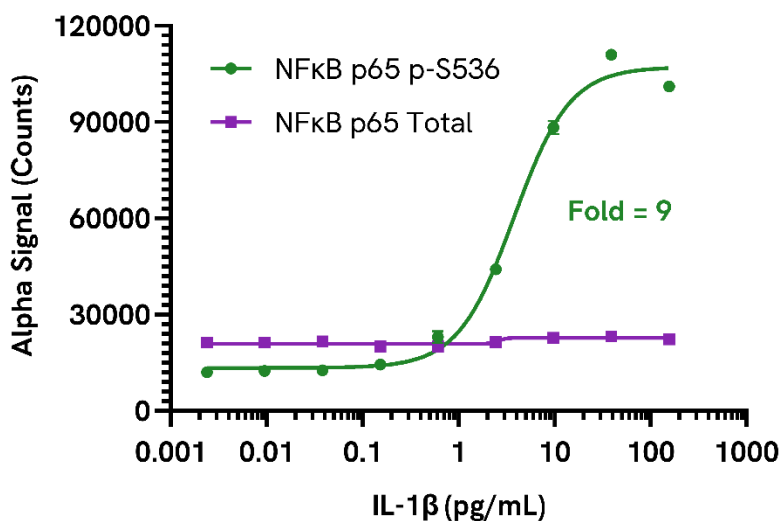
This assay kit contains antibodies which recognize the phospho-Ser536 epitope and a distal epitope on NFκB p65. The protein detected by this kit corresponds to UniProt ID Q04206. NFκB p65 is also known as Transcription Factor p65 and RelA. These antibodies recognize NFκB p65 of human and mouse origin. Other species should be tested on a case-by-case basis.

Control lysate information:

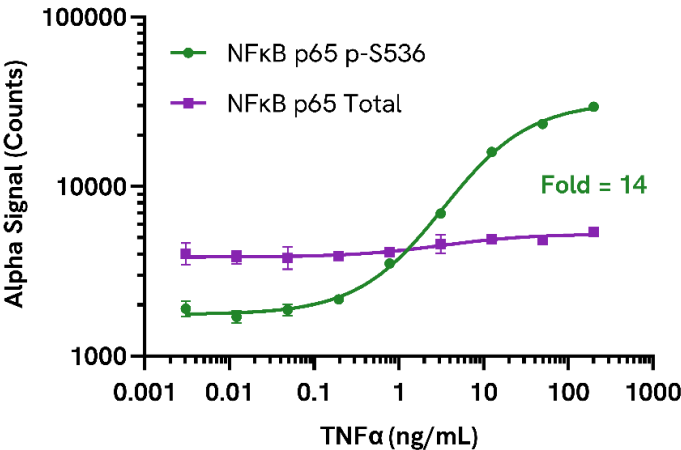
Positive Control Lysate: Prepared from HeLa cells, cultured to confluence in T175 flasks in 10% FBS containing media, then treated with 50 ng/mL TNFα and 20 ng/mL Calyculin A for 10 minutes and lysed with 10 mL of Lysis Buffer.

Representative data:

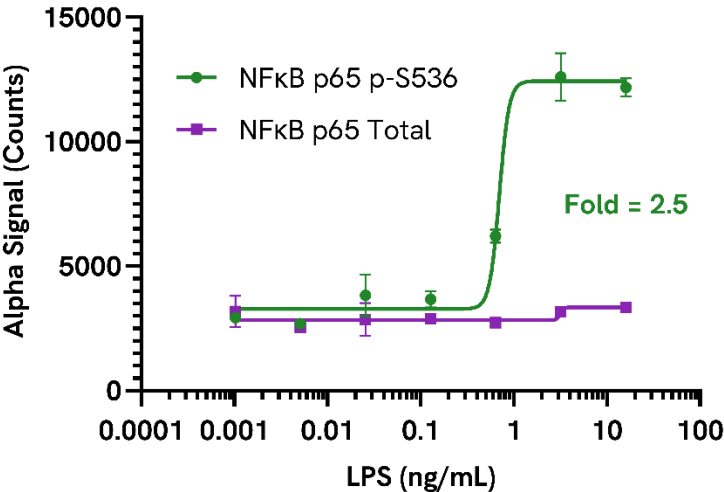
Karpas 299 cells were seeded at 100K cells/well in a 96 well plate and treated with IL-1β at the indicated concentrations for 10 minutes. Cells were lysed with Lysis Buffer and assayed separately for Phospho (Ser536) and Total NFκB p65 using respective SureFire Biotin Free assay kits. Equivalent to approximately 2,000 cells/datapoint.



HeLa cells were seeded at 40K cells/well in a 96 well plate and incubated overnight. Cells were starved for 2 hours and then treated with TNF α at the indicated concentrations for 5 minutes. Cells were lysed with Lysis Buffer and assayed separately for Phospho (Ser536) and Total NF κ B p65 using respective *SureFire* Biotin Free assay kits. Equivalent to approximately 500 cells/datapoint.



Raw 264.7 cells were seeded at 40K cells/well in a 96 well plate and incubated overnight. Cells were treated with LPS at the indicated concentrations for 15 minutes. Cells were lysed with Lysis Buffer and assayed separately for Phospho (Ser536) and Total NF κ B p65 using respective *SureFire* Biotin Free assay kits. Equivalent to approximately 2,000 cells/datapoint.



The information provided in this document is for reference purposes only and may not be all-inclusive. Revvity, Inc., its subsidiaries, and/or affiliates (collectively, "Revvity") do not assume liability for the accuracy or completeness of the information contained herein. Users should exercise caution when handling materials as they may present unknown hazards. Revvity shall not be liable for any damages or losses resulting from handling or contact with the product, as Revvity cannot control actual methods, volumes, or conditions of use. Users are responsible for ensuring the product's suitability for their specific application. REVVITY EXPRESSLY DISCLAIMS ALL WARRANTIES, INCLUDING WARRANTIES OF MERCHANTABILITY OR FITNESS FOR A PARTICULAR PURPOSE, REGARDLESS OF WHETHER ORAL OR WRITTEN, EXPRESS OR IMPLIED, ALLEGEDLY ARISING FROM ANY USAGE OF ANY TRADE OR ANY COURSE OF DEALING, IN CONNECTION WITH THE USE OF INFORMATION CONTAINED HEREIN OR THE PRODUCT ITSELF"

