

AlphaLISA™ SureFire® Ultra™

Human p-MERTK (Tyr749) Detection Kit

Product number: ALSU-PMERTK-A500, ALSU-PMERTK-A10K,
ALSU-PMERTK-A50K, ALSU-PMERTK-A-HV



Kit specificity:

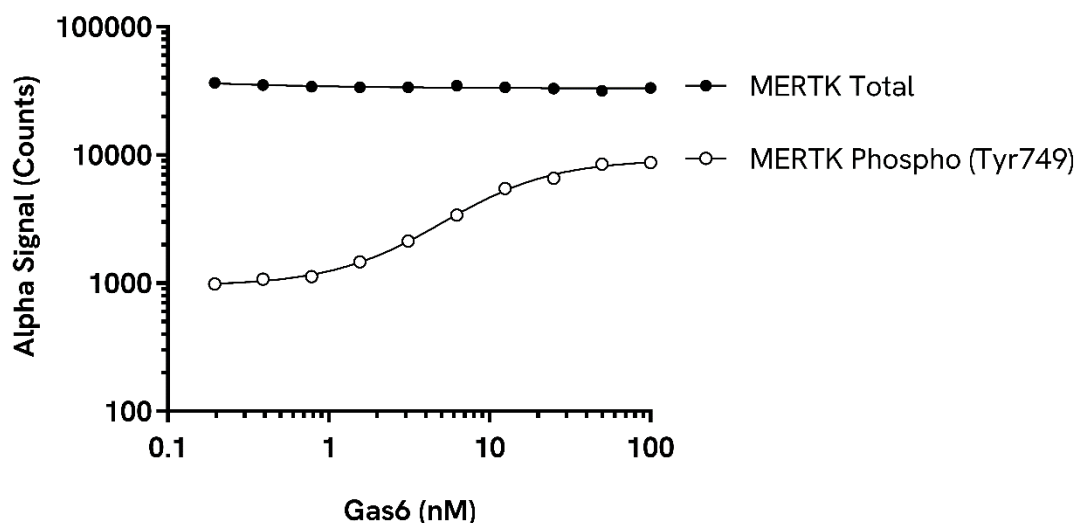
This assay kit contains antibodies which recognize phospho-Tyr749 epitope and distal epitope on MERTK. The protein detected by this kit corresponds to UniProt ID Q12866. MERTK is also known as Receptor tyrosine kinase Mer and Proto-oncogene c-Mer. These antibodies recognize MERTK of human origin. Other species should be tested on a case-by-case basis.

Control lysate information:

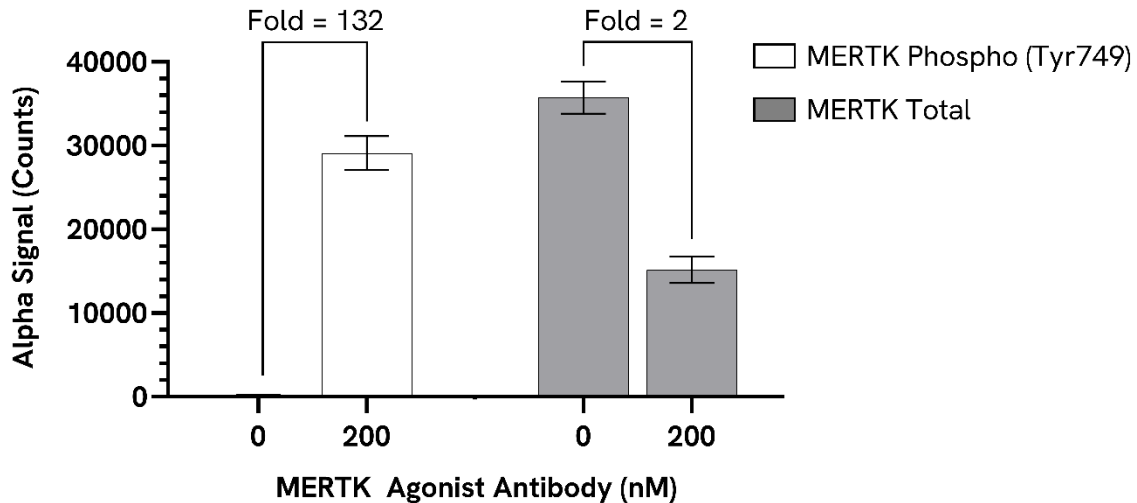
Positive Control Lysate: Prepared from HepG2 cells, cultured to confluence in T175 flasks in 10% FBS containing medium. Cells were treated with 20 mM H₂O₂ for 15 minutes and lysed with 4 mL of Lysis Buffer.

Representative data:

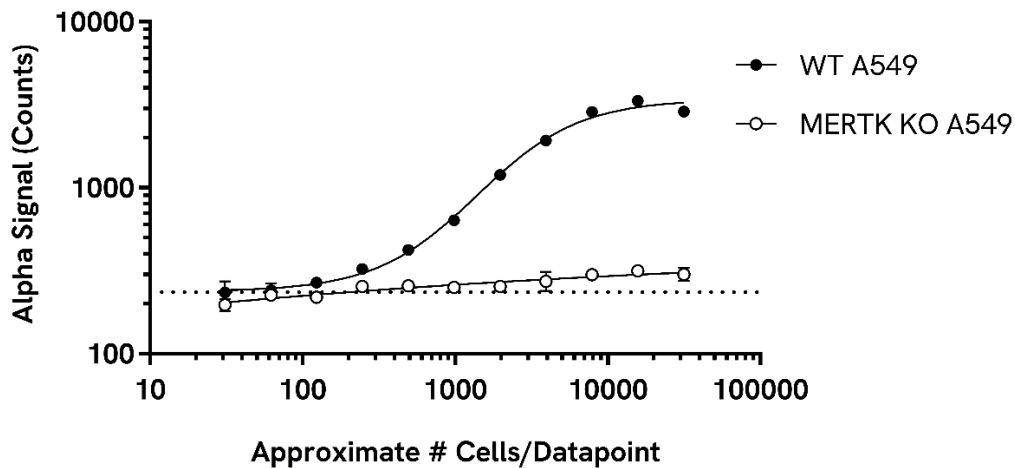
Data obtained with a 2-plate, 2-incubation protocol. PANC-1 cells were seeded at 40K cells/well in a 96-well plate and incubated overnight. Cells were treated with Gas6 at the indicated concentrations for 15 minutes. Cells were lysed with Lysis Buffer and assayed separately for Phospho (Tyr749) and Total MERTK using respective *SureFire Ultra* kits. Equivalent to approximately 4,000 cells/datapoint.



Data obtained with a 2-plate, 2-incubation protocol. THP-1 cells were seeded at 100K cells/well in a 96-well plate and incubated with 100 nM PMA for 24 hours. Cells were starved for 24 hours in serum free medium containing 1% BSA and then left untreated or treated with 200 nM MERTK Agonist Antibody for 15 minutes. Cells were washed with HBSS, lysed with Lysis Buffer and assayed separately for Phospho (Tyr749) and Total MERTK using respective *SureFire Ultra* kits. Equivalent to approximately 10,000 cells/datapoint.



Data obtained with a 2-plate, 2-incubation protocol. A549 wild type (WT) and A549 MERTK knockout (KO, Abcam ab301074) cell lines were seeded at 6×10^6 cells/flask in a T75 flask. Cells were treated with 100 μ M Pervanadate for 30 minutes and lysed with Lysis Buffer. The cell lysate was then serially diluted with Lysis Buffer and assayed for MERTK Phospho (Tyr749).



The information provided in this document is for reference purposes only and may not be all-inclusive. Revvity, Inc., its subsidiaries, and/or affiliates (collectively, "Revvity") do not assume liability for the accuracy or completeness of the information contained herein. Users should exercise caution when handling materials as they may present unknown hazards. Revvity shall not be liable for any damages or losses resulting from handling or contact with the product, as Revvity cannot control actual methods, volumes, or conditions of use. Users are responsible for ensuring the product's suitability for their specific application. REVVITY EXPRESSLY DISCLAIMS ALL WARRANTIES, INCLUDING WARRANTIES OF MERCHANTABILITY OR FITNESS FOR A PARTICULAR PURPOSE, REGARDLESS OF WHETHER ORAL OR WRITTEN, EXPRESS OR IMPLIED, ALLEGEDLY ARISING FROM ANY USAGE OF ANY TRADE OR ANY COURSE OF DEALING, IN CONNECTION WITH THE USE OF INFORMATION CONTAINED HEREIN OR THE PRODUCT ITSELF"

