

AlphaLISA® SureFire® Ultra™

Human and Mouse p-FAK (Tyr576/577) Detection Kit

Product number: ALSU-PFAK-B500, ALSU-PFAK-B10K,
ALSU-PFAK-B50K, ALSU-PFAK-B-HV



Kit specificity:

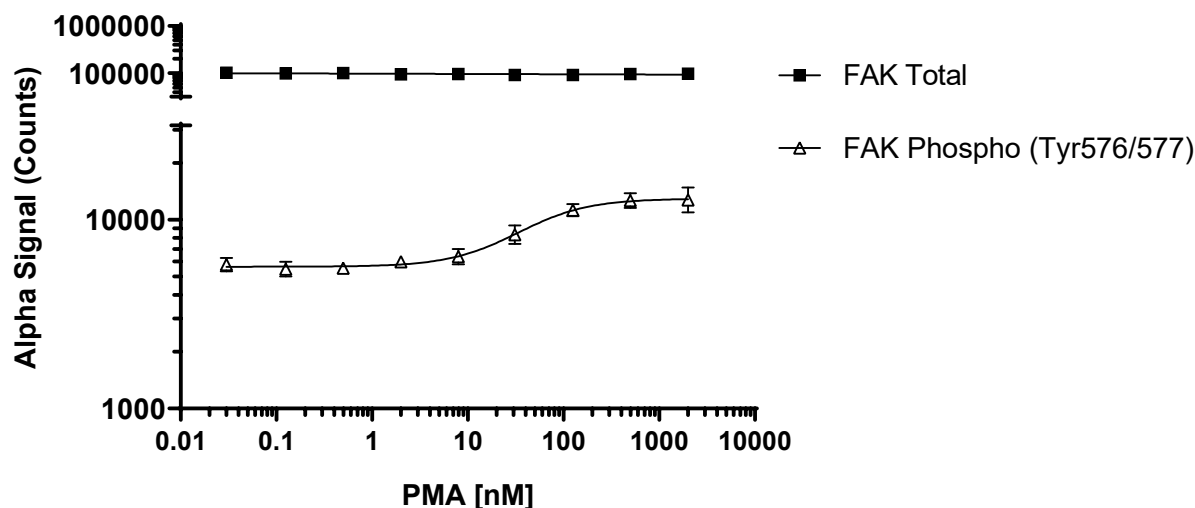
This assay kit contains antibodies which recognize the phospho-Tyr576/577 epitope and distal epitope on FAK. The protein detected by this kit corresponds to UniProt ID Q05397. FAK is also known as focal adhesion kinase 1, FADK1, and PTK2. These antibodies recognize FAK of human and mouse origin. Other species should be tested on a case-by-case basis.

Control lysate information:

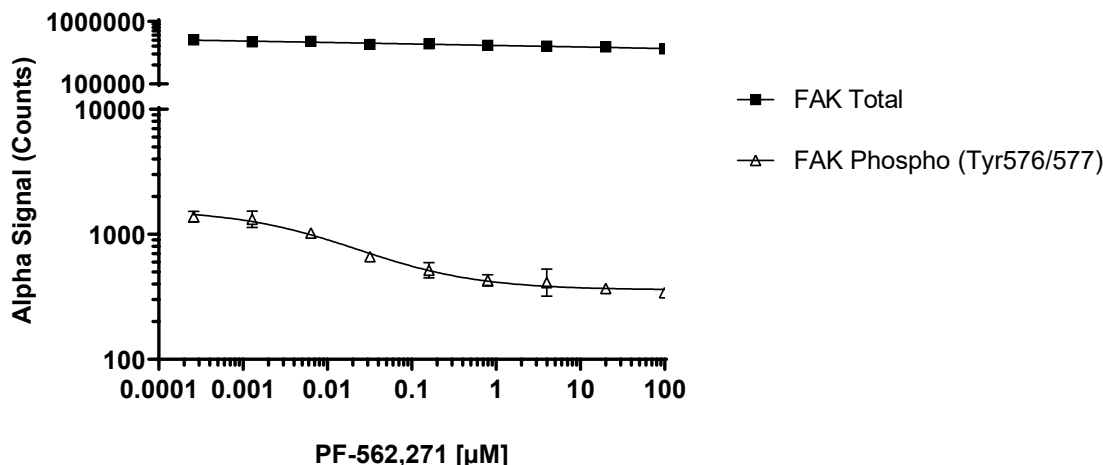
Positive Control Lysate: Prepared from HeLa cells, cultured to confluence in T175 flasks in 10% FBS containing media, treated with 2 μM PMA for 10 minutes and lysed with 4 mL of Lysis Buffer.

Representative data

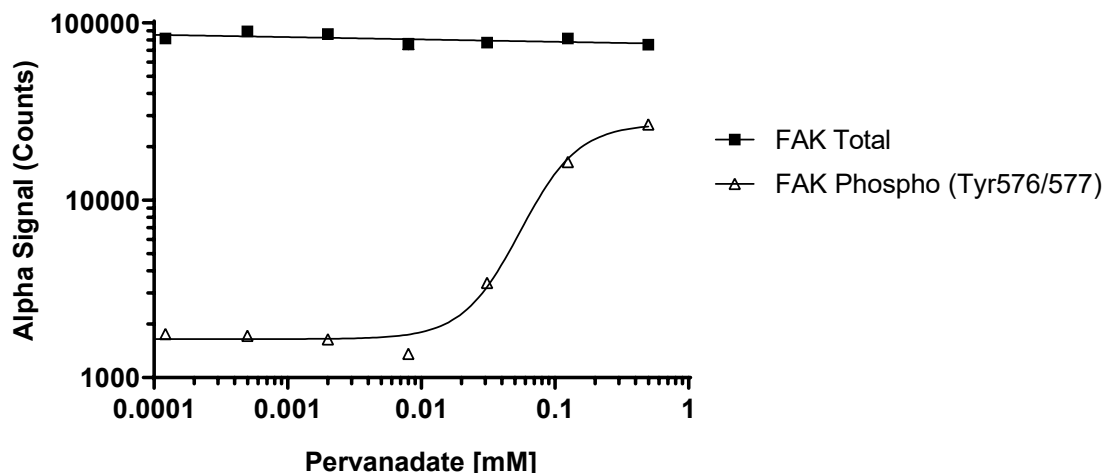
Data obtained with a 2-plate, 2-incubation protocol. HeLa cells were seeded at 40K cells/well in a 96 well plate and incubated overnight. Cells were treated with PMA at the indicated concentrations for 10 minutes. Cells were lysed with Lysis Buffer and assayed separately for Phospho (Tyr576/577) and Total FAK using respective *SureFire Ultra* kits. Equivalent to approximately 4,000 cells/datapoint.



Data obtained with a 2-plate, 2-incubation protocol. RAW264.7 cells were seeded at 20K cells/well in a 96 well plate for 48 hours. Cells were treated with PF-562,271 at the indicated concentrations for 2 hours. Cells were lysed with Lysis Buffer and assayed separately for Phospho (Tyr576/577) and Total FAK using respective *SureFire Ultra* kits. Equivalent to approximately 4,000 cells/datapoint.



Data obtained with a 2-plate, 2-incubation protocol. MCF7 cells were seeded at 40K cells/well in a 96 well plate and incubated overnight. Cells were treated with Pervanadate at the indicated concentrations for 30 minutes. Cells were lysed with Lysis Buffer and assayed separately for Phospho (Tyr576/577) and Total FAK using respective *SureFire Ultra* kits. Equivalent to approximately 4,000 cells/datapoint.



The information provided in this document is for reference purposes only and may not be all-inclusive. Revvity, Inc., its subsidiaries, and/or affiliates (collectively, "Revvity") do not assume liability for the accuracy or completeness of the information contained herein. Users should exercise caution when handling materials as they may present unknown hazards. Revvity shall not be liable for any damages or losses resulting from handling or contact with the product, as Revvity cannot control actual methods, volumes, or conditions of use. Users are responsible for ensuring the product's suitability for their specific application. REVVITY EXPRESSLY DISCLAIMS ALL WARRANTIES, INCLUDING WARRANTIES OF MERCHANTABILITY OR FITNESS FOR A PARTICULAR PURPOSE, REGARDLESS OF WHETHER ORAL OR WRITTEN, EXPRESS OR IMPLIED, ALLEGEDLY ARISING FROM ANY USAGE OF ANY TRADE OR ANY COURSE OF DEALING, IN CONNECTION WITH THE USE OF INFORMATION CONTAINED HEREIN OR THE PRODUCT ITSELF"

